
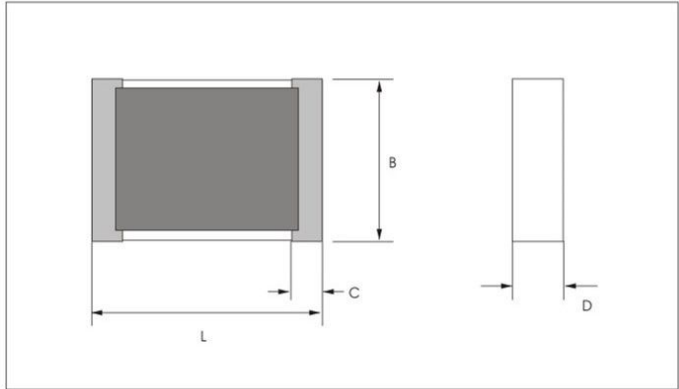


PCR 精密厚膜片式电阻器

precision thick film chip resistors



■ 构造图 Construction



■ 产品特点 Features

- 厚膜技术
- 阻值精度高
- 温度系数低
- Thick film technology
- Close tolerance
- Low TCR

■ 应用范围 Applications

- 电脑
- 移动通信
- 精密仪器仪表
- 各类电子设备
- Computers
- Telecom and wireless
- Precision meters and instruments
- Electrical devices

■ 执行标准 Reference Standards

Q/ATK06-2005

■ 外形尺寸 Dimensions(mm)

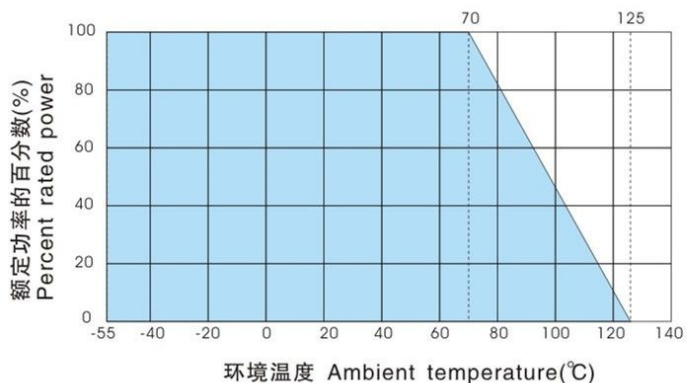
型号 Type	L	B	D	C
PCR0805	2.00 ^{±0.10}	1.25 ^{±0.10}	0.50 ^{±0.10}	0.35 ^{±0.20}
PCR1206	3.10 ^{±0.10}	1.60 ^{±0.10}	0.55 ^{±0.10}	0.45 ^{±0.20}

L=长度, B=宽度, D=厚度, C=包围电极宽度(mm)

L=Length, B=Width, D=Thickness,

C=Width of wraparound (in mm)

■ 降功耗曲线 Derating Curve



■ 技术说明 Technical Specifications

型号 Type	额定功率P ₇₀ (W) Power rating P ₇₀ (W)	电阻温度系数 TCR(ppm/°C)	阻值范围 Resistance Range	元件极限电压 (直流或交流有效值) Limiting Voltage (DC or AC Effective Value)	阻值误差 Resistance Tolerance(%)	气候类别 Climatic Category
PCR0805	0.125	± 50	1R0~10M	100V	± 1%	55/125/56
PCR1206	0.25	± 25 ± 15		200V	± 0.5% ± 0.25% ± 0.1%	

更高参数可协商供货。

Special specifications can be supplied in consultation with customers.

■ 性能指标 Performance

试验项目 Test item	性能要求 Specifications	试验方法 Test Methods
温度快速变化 Rapid change of temperature	$\Delta R \leq \pm(0.25\%R \pm 0.05\Omega)$	-55°C 30min / 125°C 30min, 5cycles
气候顺序 Temperature cycling	$\Delta R \leq \pm(1\%R \pm 0.05\Omega)$	125°C, 16h / 55°C, RH93±3%, 24h / -55°C, 2h / 15~35°C, 8.5kpa, 1h
70°C耐久性 Endurance at 70°C	$\Delta R \leq \pm(1\%R \pm 0.05\Omega)$	70±2°C, P _R , 1000h
耐焊接热 Leaching	$\Delta R \leq \pm(0.25\%R \pm 0.05\Omega)$	350±10°C, 3.5±0.5S
过载 short time overload	$\Delta R \leq \pm(0.25\%R \pm 0.05\Omega)$	2.5V _R , 5S
稳态湿热 Damp heat, steady state	$\Delta R \leq \pm(1\%R \pm 0.05\Omega)$	40°C, RH93±3%, 56d
上限类别温度耐久性 Endurance at upper category temperature	$\Delta R \leq \pm(1\%R \pm 0.05\Omega)$	125°C, 1000h
可焊性 Solderability	≥95%	235±5°C, 2±0.5S

■ 订货示例 How To Order

例如 Example

PCR	0805	125mW	100KΩ	±0.1%	±15ppm	编带/袋装
产品型号 Type	类型 Style	功率 Power	标称阻值 Nominal Value	精度 Tolerance	温度系数 TCK	包装方式 Packaging
PCR	0805 1206	125mW 250mW	100MΩ	±0.1% ±0.25% ±0.5% ±1%	±15ppm ±25ppm ±50ppm	编带 tape 袋装 bag

如果对温度系数和包装方式无要求, 将按标志温度系数提供(表中最大值), 包装是散装;

If no requirements for TCR and taping are given, the standard value (highest value in table) will be supplied and packaging is bulk.

片式电阻器推荐安装方法 Recommended Mounting Methods

通常, 波峰焊时, 焊区宽度为片式电阻宽度的0.7~0.8倍。

回流焊接时, 焊区宽度为片式电阻宽度的1.0~1.3倍。

Generally, in the case of flow soldering, the soldering pad width should be 0.7 to 0.8 times the width of chip resistors.

In the case of reflowing soldering, the soldering pad width should be 1.0 to 1.3 times the width of chip resistors.